

LOW TO MEDIUM USAGE

All door closers are suitable for fire and non-fire doors



Briton 121CE

Fixed power compact overhead closer

- Fixed power size 3
- Certified for Regular, Transom and Parallel arm door applications
- Screw thread armset
- Suitable for doors up to 950mm and 60kg



Briton 1110

Template adjustable overhead closer

- Template adjustable size EN 2-4
- Certified for Regular, Transom and Parallel arm door applications
- Adjustable soft closing speed & quiet latch action
- Suitable for doors up to 1100mm and 80kg



Briton 131

Template adjustable power - Compact overhead closer

- Adjustable power size EN 2-4
- Certified for Regular and Parallel arm door applications
- Adjustable soft closing speed and quiet latch action
- Suitable for door up to 1100mm and 80kg



Briton 2003

Fixed power overhead close

- Fixed power size 3
- Certified for Regular, Transom and Parallel arm door applications
- Adjustable soft closing speed and quiet latch action
- Self-adhesive fitting template
- Fire door usage - regular & transom applications only
- Suitable for doors up to 950mm and 60kg



HIGH USAGE

All door closers are suitable for fire and non-fire doors



Briton 1120B

Spring adjustable overhead closer

- Adjustable power size EN 2-4
- Certified for Regular, Transom and Parallel arm door applications
- Adjustable soft closing speed and quiet latch action
- CE & UKCA marked with backcheck in all applications
- Suitable for doors up to 1100mm and 80kg



Briton 2003V

Spring adjustable overhead closer

- Adjustable power size EN 1-4
- Certified for Regular, Transom and Parallel arm door applications
- Adjustable soft closing speed and quiet latch action
- CE & UKCA marked with backcheck in all applications
- Self-adhesive fitting template
- Suitable for doors up to 1100mm and 80kg



Briton 1130B

Spring adjustable overhead closer

- Adjustable power size EN 2-6
- Certified for Regular and Parallel arm door applications
- Adjustable soft closing speed and quiet latch action
- CE & UKCA marked with backcheck in door mount pull and parallel arm applications
- Suitable for door up to 1400mm to 120kg



Briton 2130B

Spring adjustable overhead closer

- Adjustable power size EN 2-6
- Certified for Regular, Transom and Parallel arm door applications
- Adjustable soft closing speed and quiet latch action
- Backcheck capability
- Self-adhesive fitting template
- Classic Cover
- Suitable for doors up to 1400mm and 120kg



Briton 2300

Cam action track closer

- Adjustable power size EN 2-4
- Door mount Pull side / Transom push side mounting (2320B/2720B) and Door mount Push side / Transom pull side mounting (2321B/2721B)
- Backcheck capability
- Optional hold-open function (Not suitable for fire doors)
- Self-adhesive fitting template
- Suitable for doors up to 1100mm and 80kg



Briton 2700

Cam action track closer

- Adjustable power size EN 2-5
- Door mount Pull side/Transom push side mounting (2320B/2720B) and Door mount Push side/Transom pull side mounting (2321B/2721B)
- Adjustable soft closing speed and quiet latch action
- CE & UKCA marked backcheck and delayed action
- Hold-open capability
- Self-adhesive fitting template
- Power adjust dial feature for easy power adjustment
- Suitable for doors up to 1250mm and 100kg



Briton 996

Hold-open & Free-Swing

- Fixed power size 3, 4 & 5
- For doors linked to a fire alarm system
- Certified for Regular, Transom and Parallel arm door applications
- Adjustable soft closing speed and quiet latch action
- Ideal for environments covered by The Equality Act legislation as doors can be safely held open or allowed to swing free
- Suitable for doors up to 1250mm to 100kg depending on power size



It's important to select the right door closer for your application

For fire door usage refer to Certifire certificates for details.



UKCA Marked to EN 1154 & EN 1155.



CE Marked to EN 1154 & EN 1155.



Certifire approved.



Capable of meeting BS8300 approved Document M requirements.



Fire tested to EN 1164 to achieve a rating on timber and metal doors!



Tested to ISO 14025 and EN 15804 environmental product declarations.

DOOR SIZE CHART - EN 1154

EN Closer Size	Recommended Door Sizes	
	Maximum Door Width	Maximum Door Weight
1	750mm	20kg
2	850mm	40kg
3	950mm	60kg
4	1100mm	80kg
5	1250mm	100kg
6	1400mm	120kg
7	1600mm	160kg

IMPORTANT: For fire door applications, power size 3 is a minimum requirement.

FIXING APPLICATIONS GUIDE

Most Briton door closers are supplied Tri-pack with the necessary brackets and fixings to enable them to be fitted in any of the applications below.

Figure 1 Regular fixing**

Closers are door mounted on the pull or opening face of the door.

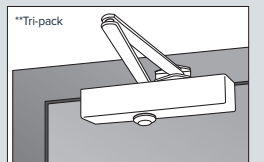


Figure 61 is transom mount push**

Closers are transom mounted on the push or closing face of the door.

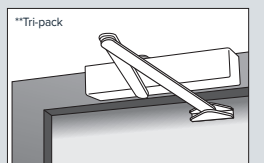
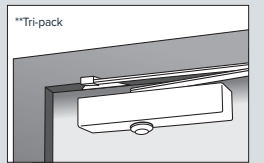


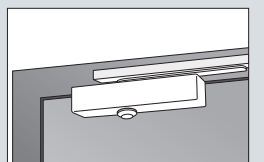
Figure 66 parallel fixing application**

Closers are transom mounted on the push or closing face of the door.

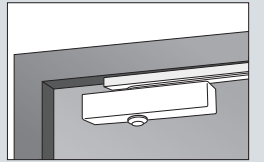


Slide Track Fixing

Closers with slide arm and track can also be door or transom mounted on the pull or push side of the door.



Tracks can be mounted on the face or underside of the transom when mounted on the push side of the door.



* May be fitted to fully insulated steel based doorsets or uninsulated steel based doorsets where the closer is fitted to the fire risk face only.